

Changes in Latitude, Changes in Attitude: Inspiring Academic Engagement Through Tutee Seminars

View from above: The university

- 4 year, public institution
- Coeducational
- Liberal arts
- 5 Colleges
 - Arts & Sciences (42%)
 - Education (24%)
 - Business (20%)
 - Visual & Performing Arts (12%)
 - University (2%)
- 2015-2016 Total Student Population = 4,001
- Undergraduates = 3,073
- Undergraduate Ratio by Sex
 - Male = 31%
 - Female = 69%

On departure point: What is a tutee seminar?

A 30-minute workshop that a student must attend in order to obtain a ASC Peer Tutor



The road map: Logistics

- Who?
• ASC professional staff member
- When?
• Through mid-semester
• Every Fri. & alternative on Tues.
- Where?
• Large auditorium/Classroom
- How?
• Open to all
• Collaboration with the First-Year Experience & LEAP
• Scan ID cards to obtain student info

View from below: The Academic Success Center

- Been open six years
- About 2,300 clients every academic year
- Majority use peer tutoring
 - CBA ITTPC Certifications: Levels 1 & 2
 - Fee 500 courses
 - Mostly for 100- and 200- level courses (general education requirement)



View from below: Tuttee Seminar Background

- Seminars were started 5 yrs. ago
- Done for students:
 - To commit to tutoring as our service is free
 - To understand our mission of creating independent learners
 - To understand why we have an appt-based model (date influenced)
 - To ensure students know all academic support services available
 - Fresh tests with SLOs
- 2015-2016 AY Attendance
 - Fall: 1,077 (F1) + 28 (A1) = 1,105
 - Spring: 853 (F1) + 58 (A1) = 911
 - Total: 1,286

Points of Interest: What is discussed?

- Life skills (e.g., making adjustments)
- Study skills
 - Highlight a different one each year
 - CRIT
 - Leaky bucket (e.g., plug your bucket's holes)
 - Four "zones" (e.g., panic zone)
- All student academic support resources on campus
 - Open Education
 - Info sheets

The destination is worth it: Results

- Attendance continues to grow each year
- Pass rates consistently hover around 88% (Fall) and 85% (Spring) for students with 7+ appointments
- Proportion students who attend returns to or make greater progress towards good standing than those that do not
- Increased final exam drop-in tutoring on Study Day
- Tutor recruitment tool

Leave them wanting more: Ensuring student buy-in

- Catchy & visually appealing
 - Themes
 - Relevance to students' lives
 - New content each academic year
- Incentives
 - Swag (e.g., pens, mints, binder clips)
 - Class credit (e.g., ACAD)
- Appealing to logic
 - Personal needs/connections
 - Data

Points of Interest can't

- ASC "must sees"
- Tutoring myths
 - What makes a successful tutee
 - Impact of time & personal contact
 - Tutoring
 - Basics (appointment-based, 1 hr. for 1x/week, same tutor each week)
 - Policies (misses, reschedules, etc.)
 - Expectations for tutee, of tutor
 - Main ASC website
 - Tutor Trac
 - How to register online
 - Importance of contacting us

Works Cited

https://www.asc.winthrop.edu/...
https://www.asc.winthrop.edu/...
https://www.asc.winthrop.edu/...

Contact Info:

Ashley C. Burnside
Winthrop University
Asst. Director, Academic Success Center
burnsidea@winthrop.edu
803-323-3945

Questions?



Keeping students from letting their volcano blow!

Ashley C. Burnside
Winthrop University
Academic Success Center



Changes in Latitude, Changes in Attitude: Inspiring Academic Engagement Through Tuttee Seminars

View from above The university

- 4 year, public institution
- Coeducational
- Liberal arts
- 5 Colleges
 - Arts & Sciences (42%)
 - Education (24%)
 - Business (20%)
 - Visual & Performing Arts (12%)
 - University (2%)
- 2015-2016 Total Student Population = 6,031
 - Undergraduates = 5,073
- Undergraduate Ratio by Sex
 - Male = 31% Female = 69%

The destination is worth it: Results

- Attendance continues to grow each year
- Pass rates consistently hover around 88% (Fall) and 85% (Spring) for students with 7+ appointments
- Probation students who attend return to or make greater progress towards good standing than those that do not
- Increased final exam drop-in tutoring on Study Day
- Tutor recruitment tool

Works Cited

Wintrop University. "About Winthrop University." Winthrop University. www.winthrop.edu/.
Winthrop University. "Academic Success Center." Winthrop University. www.winthrop.edu/academic-success-center/.
Winthrop University. "Academic Success Center." Winthrop University. www.winthrop.edu/academic-success-center/.

Ashley C. Burnside
Winthrop University
Academic Success Center

View from above:




The university



- 4 year, public institution
- Coeducational
- Liberal arts
- 5 Colleges
 - Arts & Sciences (42%)
 - Education (24%)
 - Business (20%)
 - Visual & Performing Arts (12%)
 - University (2%)
- 2015-2016 Total Student Population = 6,031
 - Undergraduates = 5,073
- Undergraduate Ratio by Sex
 - Male = 31% Female = 69%

View from below: The Academic Success Center

- Been open six years
- About 2,200 clients every academic year
 - Majority use peer tutoring
 - CRLA ITTPC Certification: Levels 1 & 2
 - For 50+ courses
 - Mostly for 100- and 200- level courses (general education requirements)



View from below: ASC demographics

Clients

- Most of clients come from:
 - Arts & Sci. (49%), Education (23%), Business (19%)
- 88% in good academic standing
- 17% on academic probation
- 8.3% registered with Office of Accessibility
- 62% have a state scholarship
- 49% are receiving a Pell Grant



View from below: Tutee Seminar Background

- Seminars were started 5 yrs. ago
- Done for students:
 - To commit to tutoring as our service is free
 - To understand our mission of creating independent learners
 - To understand why we have an appt.-based model (data-infused)
 - To ensure students know all academic support services available
 - Post-tests with SLOs
- 2015-2016 AY Attendance
 - Fall: 1,017 (Fri.) + 28 (Alt.) = 1,045
 - Spring: 183 (Fri.) + 58 (Alt.) = 241
 - Total: 1,286

The road map: Logistics

Who?

- ASC professional staff member

When?

- Through mid-semester
- Every Fri. & alternative on Tues.

Where?

- Large auditorium/Classroom

How?

- Open to all
- Collaboration with the First-Year Experience & LEAP
- Scan ID cards to obtain student info




Points of interest: What is discussed?

- Life skills (e.g., making adjustments)
- Study skills
 - Highlight a different one each year
 - GRIT
 - Leaky bucket (e.g., plug your bucket's holes)
 - Four "zones" (e.g., panic zone)
- All student academic support resources on campus
 - Open Education
 - Info sheets




Points of interest con't



ASC "must sees"

- Tutoring myths
- What makes a successful tutee
- Impact of time & personal contact
- Tutoring
 - Basics (appointment-based, 1 hr. for 1x/week, same tutor each week)
 - Policies (misses, reschedules, etc.)
 - Expectations (of tutee, of tutor)
- Main ASC website
- Tutor Trac
 - How to register online
 - Importance of contacting us

Leave them wanting more: Ensuring student buy-in

- **Catchy & visually appealing**
 - **Themes** 
 - **Relevance to students' lives**
 - **New content each academic year**
- **Incentives**
 - **Swag (e.g., pens, mints, binder clips)**
 - **Class credit (e.g., ACAD)**
- **Appealing to logic**
 - **Personal needs/connections**
 - **Data**

The destination is worth it: Results

- **Attendance continues to grow each year**
- **Pass rates consistently hover around 88% (Fall) and 85% (Spring) for students with 7+ appointments**
- **Probation students who attend return to or make greater progress towards good standing than those that do not**
- **Increased final exam drop-in tutoring on Study Day**
- **Tutor recruitment tool**

Questions?



**Keeping students from
letting their volcano blow!**

Contact Info:

**Ashley C. Burnside
Winthrop University
Asst. Director, Academic Success Center**

**burnsidea@winthrop.edu
803-323-3945**

Works Cited

Warren, A. (Producer), & Murphy, J.F. (Director). (2014). Lava [motion picture]. United States: Walt Disney Studios.

Winthrop University: About. Retrieved from: www.winthrop.edu/aboutwu/.

Winthrop University Academic Success Center Annual Report 2015-2016.

Winthrop University: Common Data Set 2015-2016. Retrieved from: www.winthrop.edu/uploadedFilesscds2015-2016/Publication.pdf